

clarisonic

Opal[™]

SONIC INFUSION SYSTEM
with Anti-Aging Sea Serum



USER GUIDE



Figure 1

OPAL™ SONIC INFUSION SYSTEM

Opal extends Clarisonic skin care from sonic cleansing to sonic infusion to hydrate and firm, and to reduce fine lines and puffiness around the eyes.

Opal uses proprietary sonic technology to effectively apply a unique Anti-Aging Sea Serum to the area around your eyes (including “crow’s feet”). The rechargeable Opal Sonic Infusion System consists of the Sonic Infuser with Applicator Tip, Anti-Aging Sea Serum, a Protective Cap, and a Charging Base.

The Sonic Infuser uses a gentle micro-massaging action to effectively, but gently, apply Serum to the area(s) you need it most. The sonic action helps infuse the Serum into the outer layers of the epidermis, where it starts working immediately to reduce the appearance of fine lines and puffiness. With daily use,

the Opal Sonic Infuser can provide visibly brighter, firmer, more hydrated skin.

THE VALUE OF SONIC INFUSION

It is believed that anti-wrinkle lotions are more effectively integrated into the skin when applied with finger tapping. The Sonic Infuser substitutes state-of-the-art sonic technology for finger-tapping to ensure effective, consistent infusion of our proprietary Anti-Aging Sea Serum into the layers of the skin where fine lines reside. The Sonic Infuser's gentle kneading action allows the Serum to be infused into the outer layers of the epidermis (shown as blue area in Figure 2). As a result, the Serum can work immediately and more effectively to help promote smooth, healthy, hydrated skin.

Serum applied manually remains closer to the surface.

Serum applied with the Opal is able to go beneath the surface of skin.

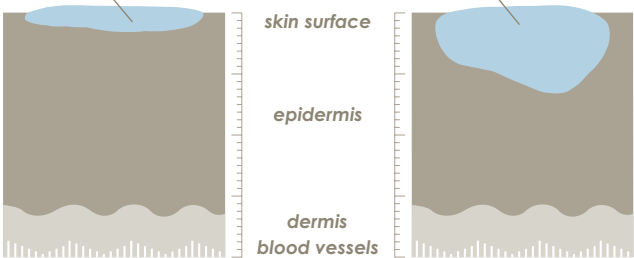


Figure 2

ANTI-AGING SEA SERUM

Robb Akridge, PhD, optimized this serum for the dynamics of sonic infusion. Using his immunology expertise to promote skin health, he employed a multi-layered approach of marine extracts and botanicals that help to:



Hydrate – increasing moisture content to restore natural skin hydration, including Natural Moisturizing Factors and Trehalose from desert plants

Firm and tighten – for noticeably firmer and tighter skin with marine-derived Glycosaminoglycans and Kigellia Africana Extract

Protect – the delicate skin near the eye and on the face with multiple ingredients, including Canadian Willowherb and the marine peptide Acetyl Citrull Amido Arginine

Benefits include:

- Leaves skin feeling energized and refreshed
- Immediate and long-lasting hydration
- Brightens, firms and tightens skin
- Reduces the appearance of fine lines and under-eye puffiness

DANGER

READ ALL INSTRUCTIONS BEFORE USE

IMPORTANT SAFEGUARDS

When using electrical products, basic safety precautions should always be followed, especially when children are present, including but not limited to the following:

WARNING – to reduce the risk of burns, electrocution, fire or injury to persons

- Close supervision is necessary when this product is used by, on, or near children or physically challenged persons.
- Do not use while sleeping or drowsy.
- Do not use outdoors or where oxygen is being administered.
- Keep cord away from heated surfaces.
- Do not operate Charging Base if it has a damaged cord or plug, if it is not working properly, if it has been dropped or damaged, or dropped into water. Call Clarisonic at 888-525-2747.
- Use this product only for its intended use as described in this manual. Do not use attachments or products not recommended by the manufacturer.

WHEN DO I USE OPAL?

After cleansing, treat your eye area with the Opal.

Opal is gentle enough for daily use, morning and evening. It's designed to target fine lines, puffiness and dark circles.

OPAL SEAMLESSLY INTEGRATES INTO YOUR EYE CARE RITUAL

Step 1

Cleanse

Step 2

Infuse eye serum with Opal Sonic Infusion System

Step 3

If desired, layer with your favorite eye product

IMPORTANT CAUTIONS AND WARNINGS

Consult physician before using if:

- your eyes or skin are sensitive to skin care products,
- if you think you may have a skin condition, or
- if you are under a doctor's care for a skin condition.

Refer to our website for more information.

This product uses magnets.

Do not share Applicator Tips with others.

Do not use the Opal directly on the eye or the eyelid.

Do not use on open sores or pustular acne.

PRE-USE INSTRUCTIONS

BEFORE USING CLARISONIC OPAL FOR THE FIRST TIME, PLEASE DO THE FOLLOWING:

1. ALLERGY TEST

As with any skin care product, test for skin allergy at least 48 hours before using

Apply a drop of Serum to the inside of the forearm.

Rub excess Serum into arm.

If bumps, burning, skin discoloration or other allergic reaction occurs, discontinue use.

Consult your physician if symptoms persist.

2. CHARGING THE OPAL SONIC INFUSER

Charge the Sonic Infuser for 24 hours. A fully charged Sonic Infuser provides 21 days of use when used twice per day, for two 30-second uses. To safely charge or recharge the Sonic Infuser, read all warnings and instructions below.

DANGER – Electrocutation Risk With Charger

- Keep charger away from water.
- **If charger falls in water, do not touch it!** Unplug from wall immediately.
- Never use while bathing.
- Do not use or store where charger can fall or be pulled into tub or sink.

Charging/Recharging Instructions

Make sure the Cap is attached to Sonic Infuser.

Attach the power cord to the charger (factory setting has power cord attached).

Plug the cord into a working outlet.

Place the Opal Sonic Infuser on the Charging Base. Align the stripes of the Charging Base with the stripes of the Sonic Infuser, with Clarisonic logos facing up as shown in Figure 3. Feel a magnetic click.

When the Opal Sonic Infuser is properly attached, it will pulse twice. A light (the LED indicator) will flash to indicate that the unit is charging. If you do not see the LED indicator, it is not properly attached.

Charge for 24 hours.



Figure 3

Charge Indicators

Action	Indicator
Attach the Opal Sonic Infuser to the charging base.	Opal Sonic Infuser pulses twice.
Charge the Sonic Infuser.	LED indicator flashes while charging. LED indicator glows constant when fully charged.
After about 40 minutes of use, the Sonic Infuser begins to indicate charge level is low.	Infuser lightly pulses and LED indicator flashes after the run cycle.
After 45 minutes of use, the Sonic Infuser needs to be charged.	Does not power on. Place on the charging base and allow 24 hours for a full charge.

The charger is compatible with 100-240 VAC; 50/60 Hz, allowing it to be used worldwide. If the shape of the plug does not fit the power outlet, use an attachment plug adapter of the proper configuration for the power outlet.

USING THE OPAL SONIC INFUSER



Figure 4

1. APPLY SERUM TO APPLICATOR TIP

- **Separate** Cap from Sonic Infuser



- **Position the Anti-Aging Sea Serum bottle over the Applicator Tip** of the Sonic Infuser.



- **Pump** the Anti-Aging Sea Serum bottle to fill the Applicator Tip.



2. APPLY SERUM

Use the Sonic Infuser around the eye area

- **Press and release the Power button** on the side of the Sonic Infuser to activate



- **Place the activated Sonic Infuser** on the crow's feet area

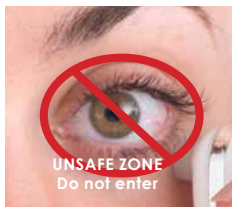


- Gently **follow the rim of bone** outlining the eye area (tip should glide easily over the skin)



- Use small **overlapping circular** motion (automatically turns off after 30 seconds)

- **DO NOT USE** on soft tissue under eye and eye lids to avoid eye injury



- Gently **tap** any **remaining Serum** into the skin using the ring finger

- **Pump additional Serum** onto the Applicator Tip and **repeat for other eye**

*As with any skincare product, check for skin allergies by placing a small amount to inside of forearm. If bumps, burning, skin discoloration or other allergic reaction occurs, discontinue use.

Apply Serum only to the **Safe** zone – Figure 5 shows where it is safe to use Sonic Infuser.



Figure 5

! WARNING

To prevent eye injury, keep Applicator Tip away from eyeball and eyelids.

Use only in **SAFE ZONE**, shown above.

NOTES

- Pressing too hard will stop the motion of the Applicator Tip.
- If you press the Power button while Opal is in motion, the Infuser will turn off. To start another 30-second cycle, press the Power button.

CLEAN THE OPAL INFUSER

1. After use gently blot the Applicator Tip with a tissue or cotton swab.

DO NOT:

- Put any part of the Opal (including Applicator Tip) in water or dishwasher. The Opal is not waterproof.
 - Use abrasive cleaners or chemicals on the Opal Sonic Infuser.
 - Attempt to open the Opal Sonic Infuser. It is a sealed unit.
2. Replace Applicator Tip every 3 months.

Two replacement tips are included with this System. Tips are also sold separately on clarisonic.com, at retail and from your skin care professional.

Remove Old Applicator Tip

- Using fingernail or thumb, pop off old Applicator Tip by gently grasping below the hard plastic rim. (See Figure 6.)
- Be careful not to pull on the soft silicone to avoid damaging the tip. If silicone separates from the plastic base, do not use damaged tip.

WARNING

The Applicator Tip is a small part that can cause choking.

Keep Applicator Tips away from small children.



Figure 6

Attach New Applicator Tip

- Remove new Tip from clear plastic Tip holder by grasping “wings” of plastic holder and gently pulling to break side seals. Tip will release from holder. Dispose of or recycle holder.
- Firmly press new Applicator Tip onto black tip base.
- Listen for it to snap into place to ensure proper attachment.

STORING THE OPAL

The Clarisonic Opal can be safely stored between 32° and 120°F. Subjecting Opal to extreme heat or cold could damage the unit. When not in use, it is safe to store the Opal on the Charging Base. You may keep the Charging Base plugged in if you choose, or you may disengage the power cord from the Charging Base and rest the Opal on the base. Re-engage the power cord when the Opal is ready to be recharged.

SAVE THESE INSTRUCTIONS

The Opal Sonic Infuser, Cap and Charging Base have no serviceable parts.

The supply cord cannot be replaced. If the cord is damaged, do not use. Call Clarisonic with questions at 888-525-2747.

NOTE: This equipment has been tested and found to comply with Part 18 of the FCC Rules. Refer to our website for further information.

ANTI-AGING SEA SERUM INFORMATION

INGREDIENTS: Water (Aqua), Epilobium Angustifolium Leaf/Stem Extract, Glycerin, Hydrolyzed Elastin, Glycosaminoglycans, PEG-8 Dimethicone, Kigelia Africana Fruit Extract, Silanetriol Trehalose Ether, Saccharomyces Ferment, Avena Sativa (Oat) Kernel Extract, Ceratonia Siliqua Gum, Hydrolyzed Casein, Laminaria Saccharina Extract, Algae Extract, Pullulan, Skeletonema Costatum Extract, Acetyl Citrull Amido Arginine, Arginine PCA, Plankton Extract, Soluble Collagen, Chondrus Crispus (Carrageenan) Extract, Chondrus Crispus (Carrageenan), Niacinamide, Ascorbic Acid, Bisabolol, Zingiber Officinale (Ginger) Root Extract, Opuntia Coccinellifera Fruit Extract, Sodium PCA, Urea, Trehalose, Sodium Hyaluronate, Polyquaternium-51, Ethyl Lauroyl Arginate HCL, Butylene Glycol, Acrylates/C10-30 Alkyl Acrylate Crosspolymer, Chlorphenesin, Disodium EDTA, Sodium Hydroxide

Anti-Aging Sea Serum Bottle 1.7 fl Oz | 50.3 ml


Gentle for daily use. Paraben free. No animal testing.

Developed and assembled in USA.

Dermatologist and Ophthalmologist Tested.

CLARISONIC PRODUCTS

Opal Sonic Infusion and the Opal Anti-Aging Sea Serum are optimized to work in perfect synergy for best results. PBL is not responsible for any adverse results from using the Opal with any product other than the included Anti-Aging Sea Serum.



CLARISONIC SONIC SKIN CARE

Clarisonic is sonic skin care from start to finish: cleanse, then infuse.

The Clarisonic Sonic Skin Cleansing systems gently cleanse the skin and prepare it to better absorb serums and moisturizers.

Visit us at **clarisonic.com** for more information on model features and sonically-optimized skin cleansers.



FEEL AND SEE GUARANTEE

We are happy to offer a 60-day money back guarantee. If you are for any reason dissatisfied with the purchase of your Clarisonic Opal from an authorized dealer, call Customer Service at **888-525-2747** to make arrangements for the return.

In addition, every Clarisonic Opal comes with a two-year warranty covering any problems resulting from everyday use of the product. Call Customer Service at **888-525-2747** if you feel your Opal Sonic Infusion System is not operating properly.

For more information regarding the Opal Sonic Infusion System, visit **clarisonic.com/opal/support**.

PRODUCT REGISTRATION

Register your Clarisonic Opal so we can best serve you with product support. Plus, you can sign up for Clarisonic Email and gain access to sneak previews, new product introductions, and great insider skin care tips. Visit **clarisonic.com/registration** to register.

For more comprehensive information, new products, product user guide updates and to stay connected, visit **clarisonic.com**.

clarisonic®

© Pacific Bioscience Laboratories, Inc. 2009-2011.
All rights reserved. Clarisonic is a registered
trademark and Opal is a trademark of Pacific
Bioscience Laboratories, Inc.

Patents Pending

Pacific Bioscience Laboratories, Inc.
13222 SE 30th Street #A1
Bellevue WA 98005

Toll Free: 888-5-CLARISONIC or 888-525-2747

Hand Assembled in USA

PBL05530